

The Moon and Stars!

Reading Celebration Guide

Getting Ready:

- Become familiar with the books and items in the **BookSpring** kit. Preview the “wonderful words” page for interesting new words to point out and talk with the children about.
- Read through the activities provided. Choose a book(s) and activity that you will enjoy and that you think will engage the children.
- Infants/Toddlers: Take a look at the additional books in the bin and choose one of those if more age appropriate. Make sure to choose an activity/items appropriate to their age.



Time To Read:

Before reading, make predictions: Show the children the cover of the book. Ask them what they think the story is about.

- “What do you think the girl is going to do?”
- “Why do you think she calls the moon her own?”


While reading, make connections: Bring attention to the “words to know” as they appear in the story. Talk about the places she visits. Point out the different sizes of the moon in the story.

After reading, ask questions: Did the moon really follow her? What could happen to make the moon look “bashful” or play “hide and seek”? Why do you think the moon looks “a little different every night”?


Time for an Activity! Choose an activity from the next page.

Brand New Book:


Before or during the read aloud, you or another teacher/volunteer will set out the books for children to choose from. If there are books in two languages, set them out on two tables. Call children up one or two at a time to select a book. An adult can write their name in the book they have chosen. Children often bring their book back to the carpet to look at or to have someone begin to read to them.



Fiction



Bilingual Fiction



Infant/Toddler


The Moon and the Stars!

Extension Activities for Teachers and Volunteers

Felt Board Geography (Geography)



Using the felt board and location pictures and labels provided, have the students name all of the places the girl visits in the story. Use the felt board to show the pictures and then attached the name below. You can use the world map to show the students where each site is located relative to where you are.



I See the Moon (Music)

visit <http://www.singinggamesforchildren.com> for melody

I see the moon and the moon sees me,
Down through the leaves of the old oak tree,
Please let the light that shines on me,
Shine on the one I love.

Over the mountain, over the sea,
Back where my heart is longing to be,
Please let the light that shines on me,
Shine on the ones I love.



Moon Painting (Art)



With a white crayon, trace a cereal bowl on black construction paper. Put a cotton ball or sponge in a clothespin. Dip in white paint and dab around the circle.

Moon Phases Sequencing Puzzle (Science)

Cut the moon in its different phases out from white paper or cardstock. On black construction paper, draw circles for each phase with chalk. Have the students put the phases in each circle in the correct order.

(see: <http://www.whatdowedoallday.com/moon-activities-phase-2> for an example)



The Moon and the Stars!



Adventure: A trip or journey that is dangerous or exciting.



Gigantic: of very great size or extent; huge or enormous.



Follow: To come or go after or behind someone or something.



Magic: Tricks that entertain through special actions or words



Bashful: Another word for shy.



Roam: move about or travel over a wide area.



Bold: Someone or something that stands out; to be strong.



Lonely: Sad because one has no friends or company.



Bright: Giving out or reflecting a lot of light; shining.



Spotlight: A strong light used to illuminate a person or small area, usually on a stage.



Wonderful Words! Vocabulary

La luna y las estrellas



Aventura: un viaje que es peligroso o emocionante.



Gigante: algo muy grande



Seguir: ir detrás de alguien o algo.



Magia: trucos que entretienen



Tímido: alguien que tiene pena.



Vagar: otra palabra para caminar o viajar en un gran lugar.



Audaz: alguien muy atrevido.



Sólo: está triste porque no tiene compañía.



Brillante: tiene mucha luz.



Proyector de luz: una luz muy fuerte para iluminar el escenario.



Palabras maravillosas! Vocabulario

The Moon and the Stars



Activity Kit Contents

Read Aloud Selections:


A Moon of My Own
Little Night/Nochecita
Goodnight Moon
Buenas Noches Luna

Additional Books:

Papa Please Get the Moon for Me	1
Moon Rope/Un lazo a la luna	1

Kit Materials:

Felt Board	1
Moon and Location Pictures	1 Bag (21 Pieces)
Vocabulary/Rhyming cards set	1 set
Moon Phase Poster	1
Moon Phase Flashcards	8
Moon Nightlight	1
Goodnight Moon Puzzle	1
Inflatable Globe	1
World Map Puzzle	1
Stamp pad and stamp	1



The Texas Infant, Toddler, and Three-Year-Old Early Learning Guidelines

- 📖 0-8 month old infants might touch, look at, or make sounds when looking at picture books with adult.
- 📖 8-18 month old infants might enjoy being read to and exploring books (in home language and in English) and point to or name familiar characters, pictures, or photographs in books .
- 📖 18-36 month old toddlers might ask to be read to and have favorite books. Pretend to read familiar books.

Texas Pre-Kindergarten Guidelines

- 📖 The student will: understand increasingly complex language - identify familiar animals when prompted. The student will: demonstrate knowledge of print and its uses by showing interest in books.

The Moon and the Stars!



Activity Guide for Parents and Families

Today at school, **BookSpring** volunteers came to read and your child chose a book to keep forever! We talked about the moon, moon phases, and special places that the girl in *A Moon of My Own* visited. We encourage you to help your child continue to learn through books, songs, and activities.

Reading aloud to your child daily is a great way to instill a love of reading in your child, add to your child's vocabulary, and give him/her a head start when entering school. Have fun with these



Moon Snack

Your child can eat the moon! Make this fun and healthy snack with your child.



Ingredients:

- ♦ Rice Cakes
- ♦ Banana
- ♦ Cream Cheese or Peanut Butter

Directions:

1. Wash hands and work surface.
2. Spread cream cheese or peanut butter on the rice cake.
3. Cut the banana into round slices.
4. Arrange the banana slices on the rice cake to resemble craters.
5. Eat and enjoy!

* * * * *

I See the Moon (Music)

visit <http://www.singinggamesforchildren.com> for melody

I see the moon and the moon sees me,
Down through the leaves of the old oak tree,
Please let the light that shines on me,
Shine on the one I love.
Over the mountain, over the sea,
Back where my heart is longing to be,
Please let the light that shines on me,
Shine on the ones I love.

Great Books About the Moon!

Goodnight Moon/Buenas noches luna
by Margaret Wise Brown

Papa Please Get the Moon for Me
by Eric Carle

I Took the Moon for a Walk by Carolyn Curtis

Kittens' First Full Moon by Kevin Henkes

Moon Rope/Un lazo a la luna by Lois Ehlert

Library Challenge

Books about the moon are very popular. See if you can find one fiction book and one non-fiction book about the moon. It's a challenge that won't be too challenging!



TECH Connect:

The Old Farmer's Almanac for Kids: Go find out which phase the moon will be in on any given night!
Visit <http://www.almanac4kids.com/sky/thismonth.php>

La luna y las estrellas

Guía para familias

Hoy en la escuela, voluntarios de **BookSpring** vinieron a leer y su hijo selegió un libro gratis! Hablamos sobre la luna, las fases de la luna, y los lugares especiales que visitó la niña de libro, *A Moon of My Own*. Les animamos a que ayuden a su hijo a seguir aprendiendo con la lectura, canciones, y actividades. Leyendo todos los días es muy saludable, y les ayuda en la escuela. Divertanse con estas actividades!



Bocadillo lunar

Su hijo puede comerse la luna! Haga este divertido y saludable bocadillo.



Ingredientes:

- ♦ Tostones de arroz
- ♦ plátano
- ♦ Queso crema o crema de cacahuete

Direcciones:

1. Lavar las manos.
2. Untar el queso o la crema de cacahuete en el tostón.
3. Rebanar el plátano.
4. Arreglar rebanadas de plátano para que parezcan cráteres de la luna.
5. Buen provecho!

* * * * *

La luna y el sol (Canción)

Visite <http://www.spanishplayground.net/a-song-about-the-moon-and-the-sun-%E2%80%93-una-cancion-de-la-luna-y-del-sol/>

La luna es muy pequeña y el sol es muy mayor.

La luna tiene frío y el sol tiene calor.

La luna sale de noche y el sol sale de día.
A bailar, a bailar, a bailar con la luna y el sol.

A bailar, a bailar, a bailar, a bailar con los dos.

Libros sobre la luna

Goodnight Moon/Buenas noches luna
por Margaret Wise Brown

Papa Please Get the Moon for Me
por Eric Carle

I Took the Moon for a Walk, Carolyn Curtis

Kittens' First Full Moon por Kevin Henkes

Moon Rope/Un lazo a la luna por Lois Ehlert

Reto de la biblioteca

Libros sobre la luna son muy populares. ¿Puedes encontrar uno de ficción y uno de no ficción? No será tan difícil!



Connección con la tecnología:

Investiguen en cuál fase va a estar la luna hoy en la noche. Visiten a: <http://www.almanac4kids.com/sky/thismonth.php>



Adventure: A trip or journey that is dangerous or exciting.



Follow: To come or go after or behind someone or something.



Aventura: un viaje que es peligroso o emocionante.



Seguir: ir detrás de alguien o algo.



Bashful: Reluctant to draw attention to oneself; shy.



Bold: Someone or something that stands out; to be strong.



Tímido: alguien que tiene pena.



Audaz: alguien muy atrevido.



Bright: Giving out or reflecting a lot of light; shining.



Spotlight: A strong light used to illuminate a person or small area, usually on a stage.




Brillante: tiene mucha luz.



Proyector de luz: una luz muy fuerte para iluminar el escenario.




Gigantic: of very great size or extent; huge or enormous.



Magic: Tricks that entertain through special actions or words



Gigante: algo muy grande



Magia: trucos que entretienen



Roam: move about or travel over a wide area.



Lonely: Sad because one has no friends or company.



Vagar: otra palabra para caminar o viajar en un gran lugar.



Sólo: está triste porque no tiene compañía.