

Dig It!



Goal: To introduce children to the vocabulary and tools used to plant a garden. To allow children to interact verbally with the text, reader and peers.

BookSpring will provide:

Read aloud selections	XL shovel and rake
Lyric sheet and finger play instructions	Straw hat and gardening apron/shirt
Poster—The Life Cycle of a Plant	Large felt ladybug
Garden tool kit with gloves	Plastic vegetables, artificial sunflowers
Garden spade, watering can	Stamp pads and flower/veggie stamps

What to do **BEFORE** reading the story

- Seat the children near you on the carpet. Sit on a low chair to so all children may hear the story and see the illustrations.
- Begin by choosing your favorite song or fingerplay from the available posters. Sing through the song or fingerplay with the children. Show the each of the tools included in the volunteer bin. Ask the children to tell you what the tools are used for. If they are not sure, explain their uses. (Vary each of these activities to be appropriate for the age level you are working with.)
- introduce the story by reading the title of the book, naming the author and illustrator, and sharing the cover of the book.

What to do **DURING** the story

- While reading the story, encourage the children to participate with you. Ask questions, talk about the pictures and introduce new language.
- Encourage the children to predict what might happen next ; as each read aloud selection has a sequence of events.
- Ensure that every child has the opportunity to look at the details in the illustrations.

What to do **AFTER** reading the story

- Take this time before the distribution to repeat the doing or fingerplay you started the event with, or introduce a new one.
- Talk to the children about what Books For Me means and that they going to choose a new book to take home and keep forever.
- Book Selection:
- For infants: Allow each child to choose from 2 or 3 books.
- For Toddlers and Preschoolers: Have the children walk around the tables and choose a book. Teachers help to write the names in the books.
- Sit with the children on the carpet and begin reading to them. Try to read a few pages of each child's book.

Suggested Read-Aloud Books

We will try to include in your book collection multiple copies of the suggested read-alouds and/or titles related to the motivation activity, upon availability.

In the Garden by Leslie Bockol (Infants and Toddlers)

Discussion Points:

- Point out the pictures. Talk about each plant the children are finding in the garden.
- Use the pattern of the text to reinforce that what we eat comes from the garden.
- It is necessary to be more interactive with your words. Using a “motherese” voice, talk about the children and how they are feeling/doing. Motherese is adult-to-child talk that helps babies learn language and includes the use of short, simple phrases and changes in the pitch of your voice. Other important visual changes are your facial expressions and your body language.

(Toddlers and Preschoolers)

*Growing Vegetable Soup/Cultivamos sopa de verduras by Lois Ehlert OR
Sopresa en el huerta (en Espanol) OR
What's This ? A Seed's Story*

Discussion Points for all possible read-alouds:

- Each of these stories shows the steps that are needed for a seed to grow into a plant.
- As you read the story, show the tools from the volunteer bin that you would use at that step in the planting process.
- Identify new vocabulary as it appears in the story: seed, sprout, stem, leaves.
- You can also use the “Life Cycle of a Plant” poster as you go through the book to point out what is happening as the seed grows into a plant.
- After the story, use the plastic fruits and vegetables, or the sunflower to retell the story. Allow the children to identify the vegetables.

Community Connection: Special thanks go out to Eunice Tanco and the Fall 2011 Child Development class at ACC. The class worked on this motivational activity and was instrumental in its development.

Developmental Standards for Reading, Writing, Speaking, and Listening:

- Children will look at the speaker and mimic mouth movements while listening to the storyteller.
- Children will learn about a book, cover, author, illustrator and see that a books is read from right to left.
- Children will learn new vocabulary related to gardening and be exposed to the concept of the life cycle of a plant.

The Seeds Grow!


(Sing to: the Farmer in the Dell)

The gardener plants the seeds.
The gardener plants the seeds.
Deep down inside the ground.
The gardener plants the seeds.




The clouds give them water.
The clouds give them water.
Seeds need water to drink.
The clouds give them water.

The sun gives light and heat.
The sun gives light and heat.
Seeds like it warm and bright.
The sun gives light and heat.



The gardener pulls the weeds.
The gardener pulls the weeds.
Seeds need some room to grow.
The gardener pulls the weeds.



The seeds grown into plants.
The seeds grown into plants.
Fruits and flowers and vegetables.
The seeds grown into plants.



A Little Sun

(original author unknown)



A little sun

(hold arms above head)



A little rain

(wiggle fingers in the air in a downward motion)

Now pull up all the weeds

(pretend to pull weeds)



Our flowers grow, all in a row

(hold up ten fingers all lined up like flowers)




From tiny little seeds.


(Hold thumb and finger to show the size of a seed.)

Wiggle Worm!!



(Sung to: Did you ever see a Lassie?)



**Did you ever see a wiggle worm,
A wiggle worm, a wiggle worm?
Did you ever see a wiggle worm
Move this way and that?**



**Move this way and that way,
Move this way and that way.
Did you ever see a wiggle worm
Move this way and that?**



De Colores



De colores


De colores se visten los campos en la primavera

De colores

De colores son los pajarillos que vienen de afuera

De colores

De colores es el arco iris que vemos lucir



Y por eso los grandes amores

De muchos colores me gustan a mi

Y por eso los grandes amores

De muchos colores me gustan a mi

Canta el gallo

Canta el gallo con el quiri quiri quiri quiri quiri

La gallina

La gallina con el cara cara cara cara cara

Los polluelos

Los polluelos con el pio pio pio pio pi



Y por eso los grandes amores

De muchos colores me gustan a mi

Y por eso los grandes amores

De muchos colores me gustan a mi

